

# QUICK START GUIDE

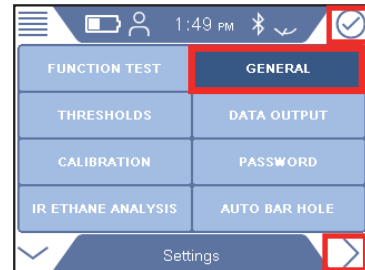
## How to set your Time Zone on IRwin Methane Leak Detector

1

Press  followed by 

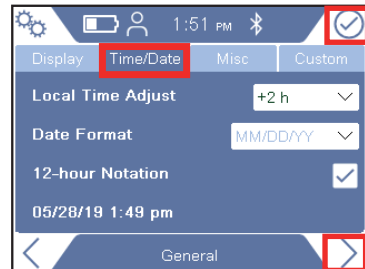
2

Use  to navigate to *General* and press 




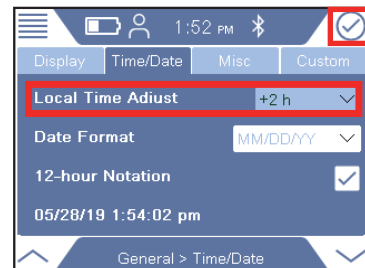
3

Use  to navigate to *Time/Date* and press 





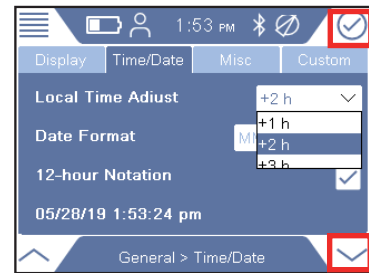
4

With *Local Time Adjust* selected, press  to open the drop-down menu.



5

Press  to navigate to your time zone. Press  to select.



6

Press  two times followed by 