

## SKY® CDG200D 1 ... 1000 Torr / mbar

---

INFICON SKY CDG200D high temperature manometers are your best choice for accurate total pressure measurement and control. CDG200D gauges are temperature controlled at 200 °C for superior performance in demanding semiconductor and plasma processes. They are available for full scale ranges from 1 Torr to 1000 Torr, with all common flange types and fieldbus interfaces and provide a linear 0 to 10 V, gas type independent, pressure signal. INFICON capacitance manometers use an ultra pure alumina ceramic diaphragm which is corrosion proof. The advantages of the ceramic sensor are better signal stability, faster recovery from atmosphere, short warm up time and an extraordinary lifetime. INFICON CDG are high quality, cost effective pressure sensors for demanding semiconductor, plasma and vacuum applications.

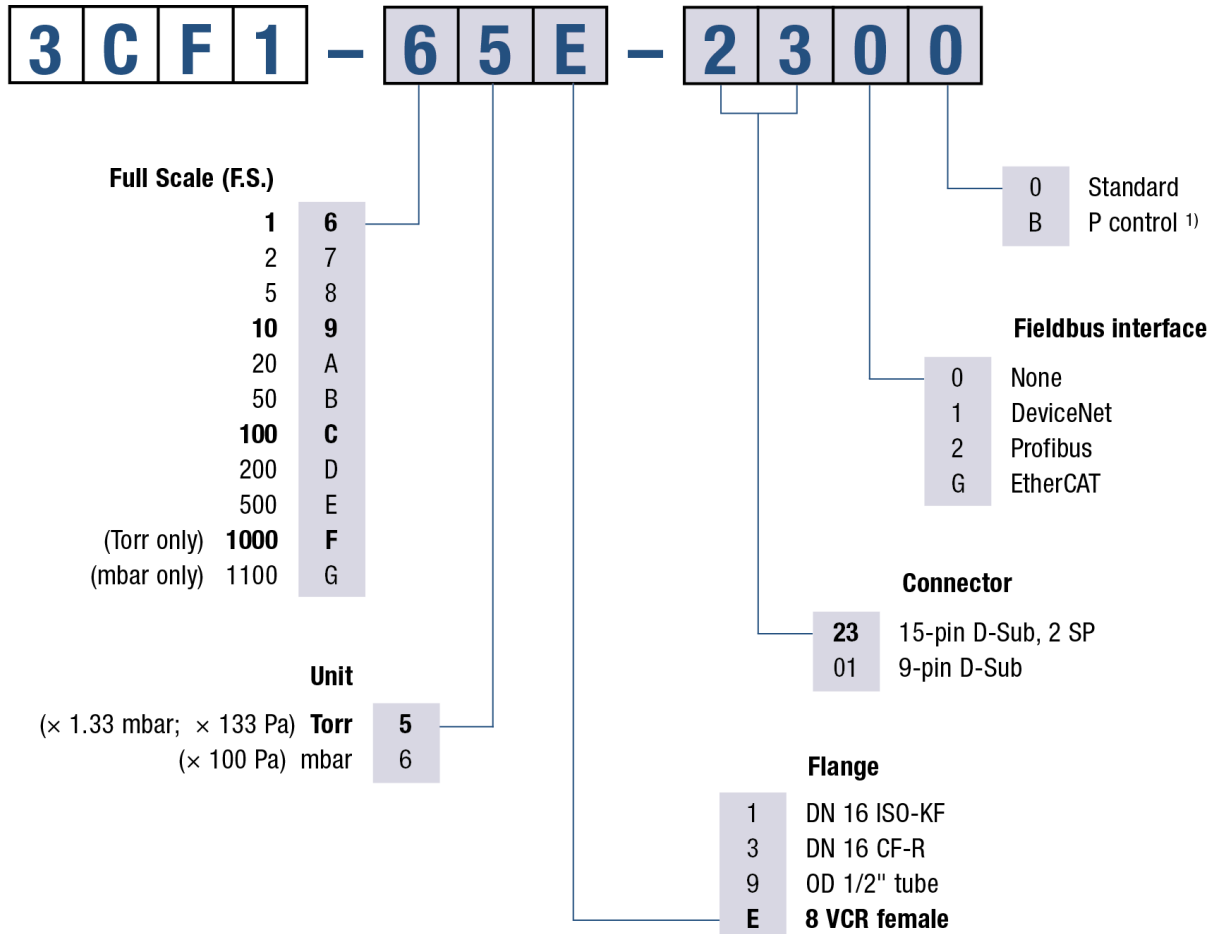


### ADVANTAGES

---

- Lower CoO (cost of ownership), 50% faster warm up, energy efficient low power consumption
- Easy integration, wide variety of full scales, flanges and interfaces, standard with two set points
- Easy one push button or remote signal zero command, zero offset adjustable
- Diagnostic port for quick service and maintenance
- Two year warranty, longer life time with heating concept and gauge protection
- No long term recalibration due to excellent signal stability and repeatability, even in harsh plasma applications
- Compliance & standards: CE, EN, UL, SEMI, RoHS

## ORDER INFORMATION



<sup>1)</sup> Optimised signal filter setting for pressure control.

**bold** = standard products

Other flange types and full scale ranges (F.S.) on request.

## SPECIFICATIONS

Type		1000 ... 500 Torr / mbar	200 ... 1 Torr / mbar
Accuracy (1)	% of reading	0.4	0.4
Temperature effect on zero	percent FS/°C	0.005	0.005
Temperature effect on span	% of reading / °C	0.02	0.02
Pressure, max.	kPa (absolute)	400	260
Resolution	percent FS	0.003	0.003
Lowest reading	percent FS	0.01	0.01
Lowest suggested reading	percent FS	0.05	0.05
Lowest suggested control pressure	percent FS	0.5	0.5
Temperature			
Operation (ambient)	°C		+10 ... +50
Operation (ambient) (4)	°C	+10 ... +50	
Bakeout at flange	°C	≤200	≤200
Storage	°C	-40 ... +65	-40 ... +65
Supply voltage		+21 ... +30 V DC or ±15 V (±5%)	+21 ... +30 V DC or ±15 V (±5%)
Power consumption			
At operating temperature	W	≤18	≤18
During Heat up	W	≤25	≤25
Output signal (analog)	V (dc)	0 ... +10	0 ... +10
Response time (2)	ms	30	30
Degree of protection		IP 40	IP 40
Standards			
CE conformity		EN 61000-6-2/-6-3, EN 61010 & RoHS	EN 61000-6-2/-6-3, EN 61010 & RoHS
ETL certification		UL 61010-1, CSA 22.2 No.61010-1	UL 61010-1, CSA 22.2 No.61010-1
SEMI compliance		SEMI S2	SEMI S2
Electrical connection		D-Sub, 15-pin, male	D-Sub, 15-pin, male
Setpoint			
Number of setpoints		2 (SP1,SP2)	2 (SP1,SP2)
Setpoint			
Relay contact	V (dc)	≤30	≤30

## SPECIFICATIONS

Type		1000 ... 500 Torr / mbar	200 ... 1 Torr / mbar
Setpoint			
Relay contact	A (dc)	≤0.5	≤0.5
Setpoint			
Hysteresis	percent FS	1	1
Diagnostic port			
Protocol		RS232-C	RS232-C
Read		pressure, status, ID	pressure, status, ID
Set		set points, filter, zero adjust, factory reset, DC offset	set points, filter, zero adjust, factory reset, DC offset
Materials exposed to vacuum			
		Aluminum oxide ceramic (Al <sub>2</sub> O <sub>3</sub> ), stainless steel (AISI 316L <sup>(3)</sup> )	Aluminum oxide ceramic (Al <sub>2</sub> O <sub>3</sub> ), stainless steel (AISI 316L <sup>(3)</sup> )
Internal volume			
I. volume 1/2" tube	cm <sup>3</sup> (in. <sup>3</sup> )	4.2 (0.26)	4.2 (0.26)
I. volume DN 16 ISO KF	cm <sup>3</sup> (in. <sup>3</sup> )	4.2 (0.26)	4.2 (0.26)
I. volume DN 16 CF-R	cm <sup>3</sup> (in. <sup>3</sup> )	4.2 (0.26)	4.2 (0.26)
I. volume 8 VCR®	cm <sup>3</sup> (in. <sup>3</sup> )	4.2 (0.26)	4.2 (0.26)
Weight			
Weight 1/2" tube	g	837	837
Weight DN 16 ISO KF	g	852	852
Weight DN 16 CF-R	g	875	875
Weight 8 VCR®	g	897	897
EtherCAT			
Protocol EtherCAT		protocol specialized for EtherCAT	protocol specialized for EtherCAT
Communication standards		ETG.5003.1 S (R) V1.1.0 Common Device Profile ETG.5003.2080 S (R) V1.3.0 Specific Device Profile: Vacuum Gauge	ETG.5003.1 S (R) V1.1.0 Common Device Profile ETG.5003.2080 S (R) V1.3.0 Specific Device Profile: Vacuum Gauge
Node address		Explicit Device Identification	Explicit Device Identification
Physical layer		100BASE-Tx (IEEE 802.3)	100BASE-Tx (IEEE 802.3)
Digital functions read		pressure, status, ID	pressure, status, ID
Digital functions set		set points, filter, zero adjust, reset, DC offset	set points, filter, zero adjust, reset, DC offset

## SPECIFICATIONS

Type		1000 ... 500 Torr / mbar	200 ... 1 Torr / mbar
Mailbox (CoE)		SDO requests, responses and information	SDO requests, responses and information
Process data		Fixed PDO mapping and configurable PDO mapping	Fixed PDO mapping and configurable PDO mapping
EtherCAT connector		RJ45, 8-pin (socket), IN and OUT	RJ45, 8-pin (socket), IN and OUT
Cable		shielded Ethernet CAT5e or higher	shielded Ethernet CAT5e or higher
EtherCAT			
Cable length	m (ft.)	≤100 (330)	≤100 (330)
DeviceNet™			
Protocol		DeviceNet™, group 2 slave only	DeviceNet™, group 2 slave only
MAC ID		address 00 - 63 by switch or network programmable	address 00 - 63 by switch or network programmable
Digital functions read		pressure, status, ID	pressure, status, ID
Digital functions set		set points, filter, zero adjust, factory reset, DC offset	set points, filter, zero adjust, factory reset, DC offset
Specification		DeviceNet™ "Vacuum Gauge Device Profile" (ODVA)	DeviceNet™ "Vacuum Gauge Device Profile" (ODVA)
Device type		"VG" vacuum gauge	"VG" vacuum gauge
I / O slave messaging		polling only	polling only
Supply voltage for gauge at D-sub connector		+14 ... +30 VDC or ±15 V / ≤12 W	+14 ... +30 VDC or ±15 V / ≤12 W
Supply voltage for DeviceNet transceiver at microstyle connector		24 V nom / <2 W (11 ... 25 V)	24 V nom / <2 W (11 ... 25 V)
Connector for DeviceNet™		microstyle, 5 pin, male	microstyle, 5 pin, male
Connector for CDG (analog output, supply voltage CDG, setpoints)		D-sub, 15 pin, male	D-sub, 15 pin, male
DeviceNet™			
Data rate	kBaud	125, 250, 500 by switch or network programmable	125, 250, 500 by switch or network programmable
DeviceNet™			
Cable length 125 kbps	m (ft.)	500 (1650)	500 (1650)
Cable length 250 kbps	m (ft.)	250 (825)	250 (825)
Cable length 500 kbps	m (ft.)	100 (330)	100 (330)
Profibus DP			

## SPECIFICATIONS

Type		1000 ... 500 Torr / mbar	200 ... 1 Torr / mbar
Baud rates	kBaud	9.6 / 19.2 / 93.75 / 187.5 / 500	9.6 / 19.2 / 93.75 / 187.5 / 500
Profibus DP			
Baud rates	Mbaud	1.5 / 12	1.5 / 12
Profibus DP			
Address		address 00 - 125 by switch or network programmable	address 00 - 125 by switch or network programmable
Digital functions Read		pressure, status, ID	pressure, status, ID
Digital functions Set		set points, filter, zero adjust, factory reset, DC offset	set points, filter, zero adjust, factory reset, DC offset
Connector for Profibus DP		D-sub, 9 pin, female	D-sub, 9 pin, female
Connector for CDG (analog output, supply voltage, setpoints)		D-sub, 15 pin, male	D-sub, 15 pin, male

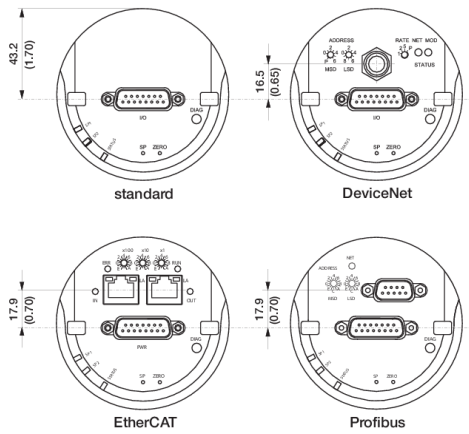
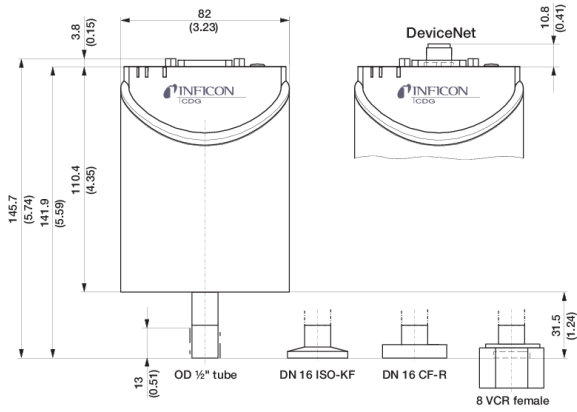
(1) Non-linearity, hysteresis, repeatability at 25 °C ambient operating temperature without temperature effects after 2 hours operation.

(2) Increase 10 ... 90 percent FS

(3) 18% Cr, 10% Ni, 3% Mo, 69% Fe

(4) Ambient temperatures >40°C may increase surface temperatures above SEMI S2 compliance levels

# DIMENSIONS



[www.inficon.com](http://www.inficon.com)    [reachus@inficon.com](mailto:reachus@inficon.com)

Due to our continuing program of product improvements, specifications are subject to change without notice. RateWatcher is a trademark of INFICON. All other trademarks are the property of their respective owners.